

YELLOW BRICK ROAD HOLDINGS (YBR-AU)

Banking & Investment Svcs. / Investment Banking & Svcs. / Inv. Mgmt & Fund Operators

STOCKREPORTS+ STOCK RATINGS SUMMARY

Report Date: November 12, 2015

Last Close 0.38 (AUD)	Avg Daily Vol 194,685	52-Week High 0.63	Trailing PE --	Annual Div --	ROE -4.9%	LTG Forecast --	1-Mo Return 1.4%
12 November, 2015 AUSTRALIAN Exchange	Market Cap 104M	52-Week Low 0.34	Forward PE --	Dividend Yield --	Annual Rev 166M	Inst Own 42.0%	3-Mo Return -17.6%

AVERAGE SCORE

NEUTRAL OUTLOOK: YBR's current score is relatively in-line with the market.

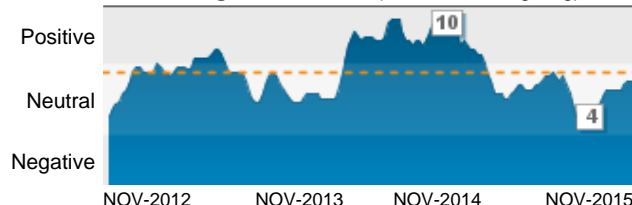
AVERAGE
SCORE

6

Score Averages

Investment Banking & Svcs. Group: 7.3	Small Market Cap: 7.0
Banking & Investment Svcs. Sector: 7.1	ASX 200 Index: 7.1

Average Score Trend (4-Week Moving Avg)



Peers	-6M	-3M	-1M	-1W	Current	1Y Trend
CVW	5	6	6	6	7	
YBR	7	4	6	6	6	
WIG	8	8	6	5	5	
CIW	10	NR	8	NR	NR	
WDE	NR	NR	NR	NR	NR	

HIGHLIGHTS

- The score for Yellow Brick Road Holdings last changed from 5 to 6 on 04/10/15 and has remained the same for 6 weeks.
- In the past 3 years, the best score was 10 on 19/10/14, and the worst score was 4 on 09/08/15.

THOMSON REUTERS I/B/E/S MEAN

0 Analysts

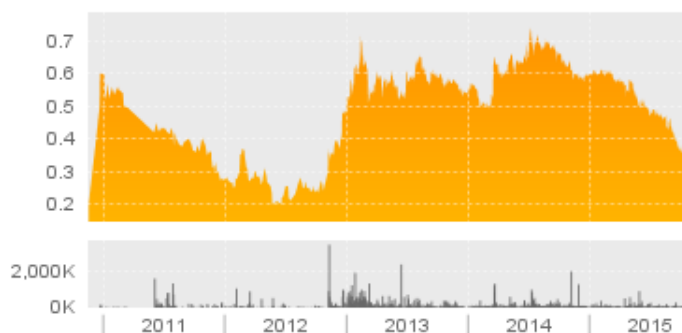
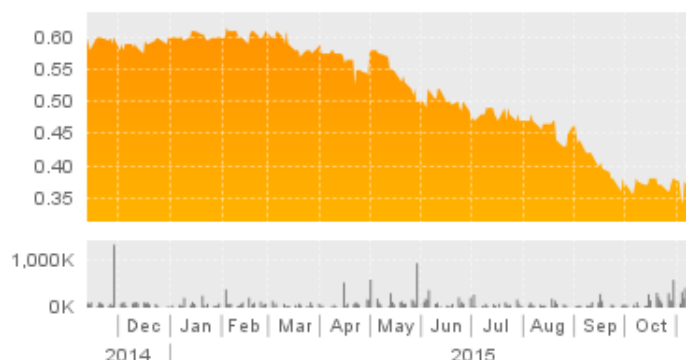
Mean recommendation from all analysts covering the company on a standardized 5-point scale.

Sell	Reduce	Hold	Buy	Strong Buy

PRICE AND VOLUME CHARTS

1-Year Return: -37.5%

5-Year Return: 87.5%



BUSINESS SUMMARY

Yellow Brick Road Holdings Limited is an Australia-based wealth management company. The Company's segments include Branch network and Professional services. The Company's principal business activities include investment and wealth management services, general insurance services, accounting services, and mortgage broking, aggregation and management services. The Company offers financial advice, management, execution and administration services, and related professional services. The Company offers products and services for home loans, commercial loans, financial planning, insurance, superannuation, investments, accounting and tax. The Company also provides solutions for small businesses, which are undervalued and underserved sector in the Australian economic landscape. The Company also provides life insurance advice. The Company's subsidiaries include Yellow Brick Road Group Pty Ltd, Skasgard Pty Ltd, Gessle Pty Ltd, Boreanaz Pty Ltd and Yellow Brick Road Finance Pty Ltd.

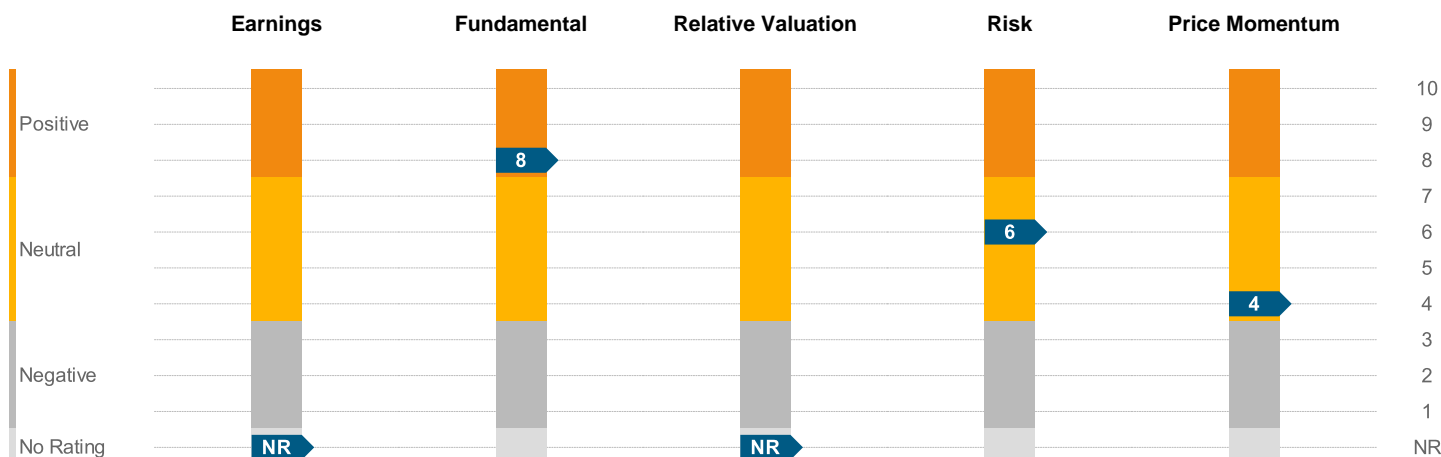


INDICATOR COMPONENTS

 AVERAGE
SCORE

6

The **AVERAGE SCORE** combines the quantitative analysis of five widely-used investment decision making tools: Earnings, Fundamental, Relative Valuation, Risk, and Price Momentum. A simple average of the underlying component ratings is normally distributed to rank stocks on a 1-10 scale (10 being awarded to the most favorable). These factors may be evaluated differently using alternative methodologies and the importance of individual factors varies across industries, market capitalization and investment styles. Additional criteria should always be used to evaluate a stock.


PEER ANALYSIS

Currency in AUD

		PRICE MOMENTUM					VALUATION		FUNDAMENTAL		ANALYSTS		
Average Score	Ticker	Price (12/11/15)	1-Mo Return	3-Mo Return	1-Yr Return	Market Cap	Trailing PE	Forward PE	Dividend Yield	Net Margin	LTG Forecast	I/B/E/S Mean	# of Analysts
6	AMP	5.72	-0.5%	-8.2%	-1.4%	17.4B	19.2	15.1	4.8%	5.0%	5.7%	Buy	16
9	PTM	7.57	11.3%	6.3%	11.8%	4.4B	20.7	19.3	4.9%	59.2%	8.1%	Buy	10
9	IFL	9.44	6.4%	2.8%	5.0%	2.9B	20.1	15.5	5.6%	13.8%	9.0%	Buy	13
7	CVW	0.95	1.1%	0.0%	-1.6%	572M	40.4	19.4	2.2%	5.0%	5.0%	Buy	5
NR	TUP	0.15	-21.1%	-25.0%	-93.6%	121M	--	--	--	-234.1%	--	--	--
8	ENN	1.68	0.6%	3.1%	24.4%	119M	--	--	7.1%	-4.7%	--	Strong Buy	1
5	WIG	1.03	5.1%	-8.8%	47.1%	108M	--	--	1.6%	-118.3%	--	--	--
6	YBR	0.38	1.4%	-17.6%	-37.5%	104M	--	--	--	-1.5%	--	--	--
NR	WDE	0.87	-3.9%	-13.5%	--	102M	--	--	--	59.5%	--	--	--
NR	EGI	1.10	7.3%	-4.3%	1.9%	85M	--	--	1.3%	--	--	--	--
NR	CIW	0.70	-2.1%	-9.1%	-9.1%	36M	--	--	8.6%	34.1%	--	--	--
7.1	Average	2.69	0.5%	-6.8%	-5.3%	2.4B	25.1	17.3	4.5%	-18.2%	7.0%	Buy	9

PEER COMPANIES

AMP	AMP	ENN	Elanor Investors Group
PTM	Platinum Investment	WIG	Wilson HTM Investment Group
IFL	IOOF Holdings	WDE	Wealth Defender Equities
CVW	ClearView Wealth	EGI	Ellerston Global Investments
TUP	TTG Fintech	CIW	Clime Investment Management

