

Last Close <b>4.96 (AUD)</b>	Avg Daily Vol <b>454,768</b>	52-Week High <b>4.96</b>	Trailing PE <b>20.6</b>	Annual Div <b>0.17</b>	ROE <b>13.2%</b>	LTG Forecast <b>11.4%</b>	1-Mo Return <b>33.3%</b>
11 September, 2015 AUSTRALIAN Exchange	Market Cap <b>342M</b>	52-Week Low <b>3.12</b>	Forward PE <b>15.7</b>	Dividend Yield <b>3.4%</b>	Annual Rev <b>356M</b>	Inst Own <b>50.0%</b>	3-Mo Return <b>50.8%</b>

## AVERAGE SCORE

**POSITIVE OUTLOOK:** SMX is currently among an exclusive group of 68 stocks awarded our highest score of 10.

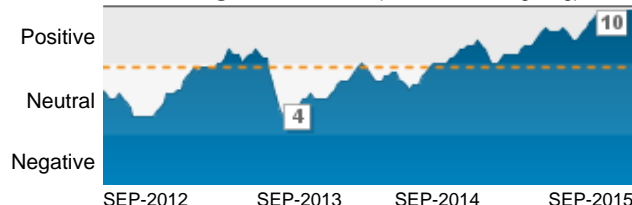
AVERAGE  
SCORE  
**10**

### Score Averages

Software & IT Services Group: **6.1**  
 Software & IT Services Sector: **6.1**

Small Market Cap: **7.0**  
 ASX 200 Index: **6.8**

### Average Score Trend (4-Week Moving Avg)



Peers	-6M	-3M	-1M	-1W	Current	1Y Trend
SMX	9	10	10	10	10	
UXC	7	10	9	10	10	
CGL	NR	7	9	9	9	
ASZ	8	9	8	8	8	
NXT	5	5	8	5	5	

## HIGHLIGHTS

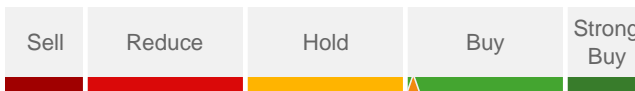
- The score for SMS Management & Technology last changed from 9 to 10 on 09/08/15 and has remained the same for 6 weeks.
- In the past 3 years, the best score was 10 on 13/09/15, and the worst score was 4 on 20/10/13.

## THOMSON REUTERS I/B/E/S MEAN

**Buy**

6 Analysts

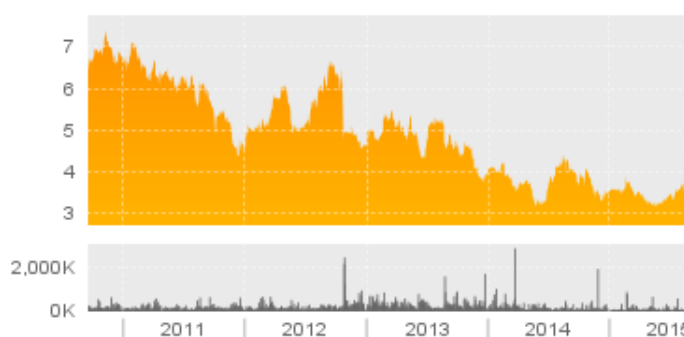
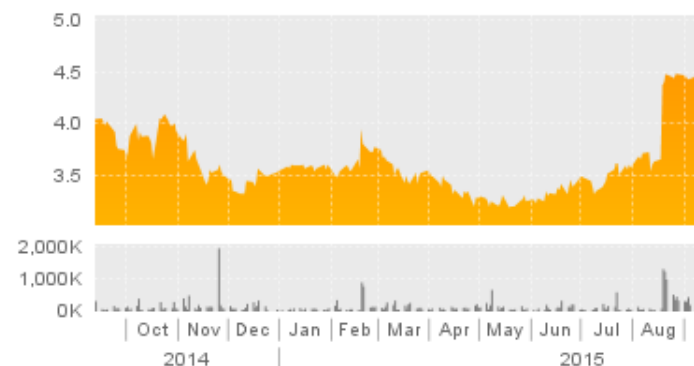
Mean recommendation from all analysts covering the company on a standardized 5-point scale.



## PRICE AND VOLUME CHARTS

1-Year Return: 24.6%

5-Year Return: -22.0%



## BUSINESS SUMMARY

SMS Management & Technology Limited is an Australia-based solution provider. The Company operates under two business brands: SMS Consulting brand and M&T Resources brand. The Company has established a range of practices designed to address the specific needs of its clients within particular areas of specialization. The Company's practices exist to manage the development of its people, intellectual capital and to provide subject matter expertise on engagements. The company offers solutions like: Business innovation, Customer service solutions, Digital agility and Digital transformation. The Company provides services like: Big Data & Emerging Trends, Portfolio Optimization, Information Organization, Infrastructure Consulting Services, strategy planning, designing, delivering, enabling and operating.

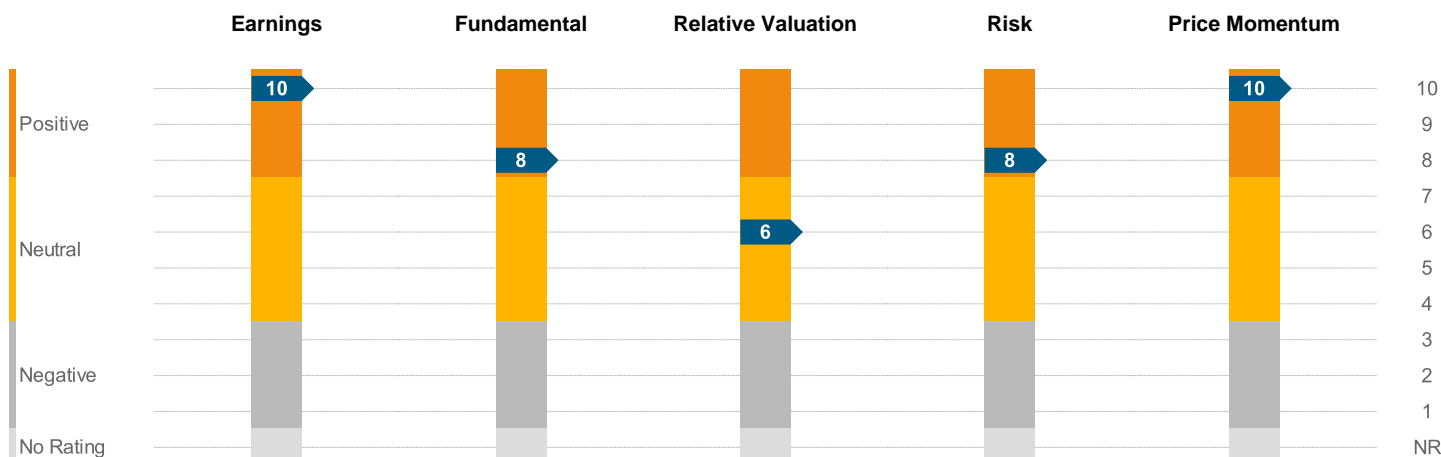


**INDICATOR COMPONENTS**

 AVERAGE  
SCORE

**10**

The **AVERAGE SCORE** combines the quantitative analysis of five widely-used investment decision making tools: Earnings, Fundamental, Relative Valuation, Risk, and Price Momentum. A simple average of the underlying component ratings is normally distributed to rank stocks on a 1-10 scale (10 being awarded to the most favorable). These factors may be evaluated differently using alternative methodologies and the importance of individual factors varies across industries, market capitalization and investment styles. Additional criteria should always be used to evaluate a stock.


**PEER ANALYSIS**

Currency in AUD

		PRICE MOMENTUM					VALUATION		FUNDAMENTAL		ANALYSTS		
Average Score	Ticker	Price (11/09/15)	1-Mo Return	3-Mo Return	1-Yr Return	Market Cap	Trailing PE	Forward PE	Dividend Yield	Net Margin	LTG Forecast	I/B/E/S Mean	# of Analysts
7	REC	6.78	-3.3%	-6.7%	40.7%	2.1B	23.4	18.7	3.2%	7.9%	2.3%	Hold	11
6	HSN	3.01	2.0%	19.0%	92.9%	532M	30.1	25.5	2.0%	15.9%	--	Buy	3
6	CSV	1.60	-0.9%	2.6%	27.5%	489M	33.3	19.1	5.6%	6.1%	--	Buy	4
5	NXT	2.32	-8.3%	1.3%	44.1%	449M	--	136.5	--	-16.8%	--	Buy	10
10	UXC	1.20	17.1%	50.0%	29.0%	400M	17.9	16.4	4.4%	3.3%	--	Buy	5
10	SMX	4.96	33.3%	50.8%	24.6%	342M	20.6	15.7	3.4%	4.8%	11.4%	Buy	6
9	CGL	4.23	9.0%	8.5%	--	197M	26.4	17.5	2.0%	8.9%	--	Buy	2
8	ASZ	0.87	-15.6%	1.8%	25.4%	179M	18.8	12.4	--	5.8%	--	Strong Buy	1
10	DTL	1.06	11.1%	25.6%	22.7%	162M	15.3	13.2	6.0%	1.2%	--	Buy	2
5	OCL	1.70	-11.5%	-19.0%	23.2%	155M	34.7	16.8	3.2%	8.9%	31.4%	Buy	2
7	SEN	0.14	-33.3%	12.0%	233.3%	151M	--	--	--	24.8%	--	--	--
7.5	Average	2.53	0.0%	13.2%	56.3%	471M	24.5	29.2	3.7%	6.4%	15.0%	Buy	4.6

**PEER COMPANIES**

REC	Recall Holdings	CGL	Citadel Group
HSN	Hansen Technologies	ASZ	ASG Group
CSV	CSG	DTL	Data#3
NXT	NEXTDC	OCL	Objective Corp
UXC	UXC	SEN	Senetas Corp

