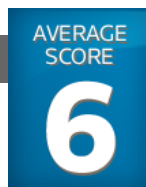


Last Close <b>0.41 (AUD)</b>	Avg Daily Vol <b>146,484</b>	52-Week High <b>0.49</b>	Trailing PE <b>--</b>	Annual Div <b>--</b>	ROE <b>-134.0%</b>	LTG Forecast <b>--</b>	1-Mo Return <b>-8.9%</b>
11 November, 2015 AUSTRALIAN Exchange	Market Cap <b>31M</b>	52-Week Low <b>0.20</b>	Forward PE <b>--</b>	Dividend Yield <b>--</b>	Annual Rev <b>0M</b>	Inst Own <b>0.0%</b>	3-Mo Return <b>-4.7%</b>

## AVERAGE SCORE

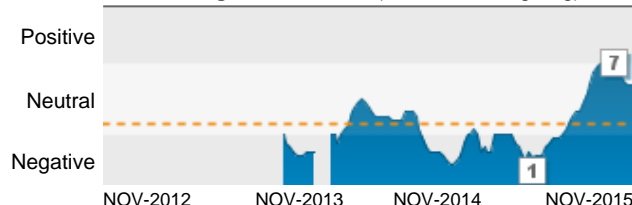
**NEUTRAL OUTLOOK:** MEB's current score is relatively in-line with the market.



### Score Averages

Biotech & Med. Research Group: <b>4.5</b>	Micro Market Cap: <b>4.3</b>
Pharma. & Med. Research Sector: <b>4.8</b>	ASX 200 Index: <b>7.1</b>

### Average Score Trend (4-Week Moving Avg)



Peers	-6M	-3M	-1M	-1W	Current	1Y Trend
GBI	9	8	NR	NR	8	
<b>MEB</b>	<b>3</b>	<b>7</b>	<b>6</b>	<b>6</b>	<b>6</b>	
SUD	5	8	6	5	6	
ACL	4	3	5	5	5	
ACW	4	4	2	3	2	

## HIGHLIGHTS

- The score for Medibio last changed from 5 to 6 on 25/10/15.
- The recent change in the Average Score was primarily due to an improvement in the Fundamental and Price Momentum component scores.

## THOMSON REUTERS I/B/E/S MEAN

0 Analysts

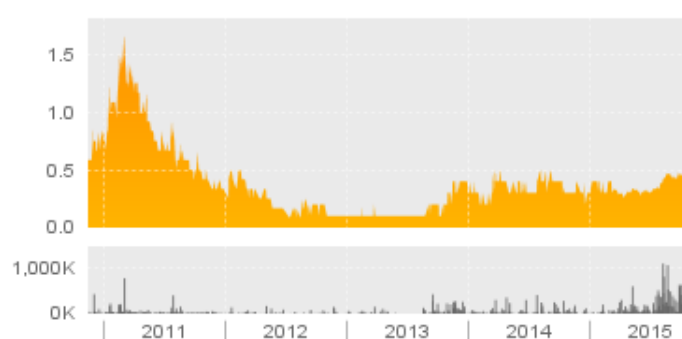
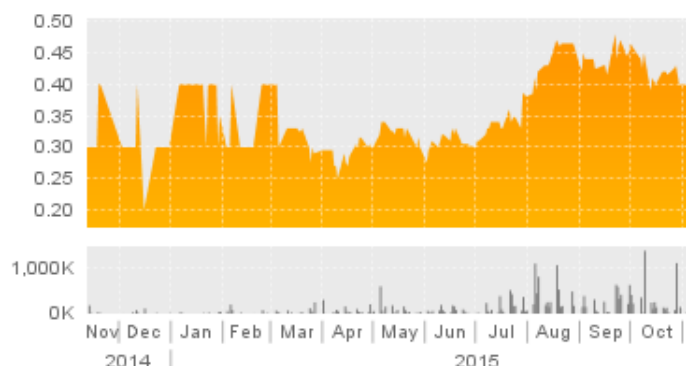
Mean recommendation from all analysts covering the company on a standardized 5-point scale.

Sell	Reduce	Hold	Buy	Strong Buy

## PRICE AND VOLUME CHARTS

1-Year Return: 36.7%

5-Year Return: -29.7%



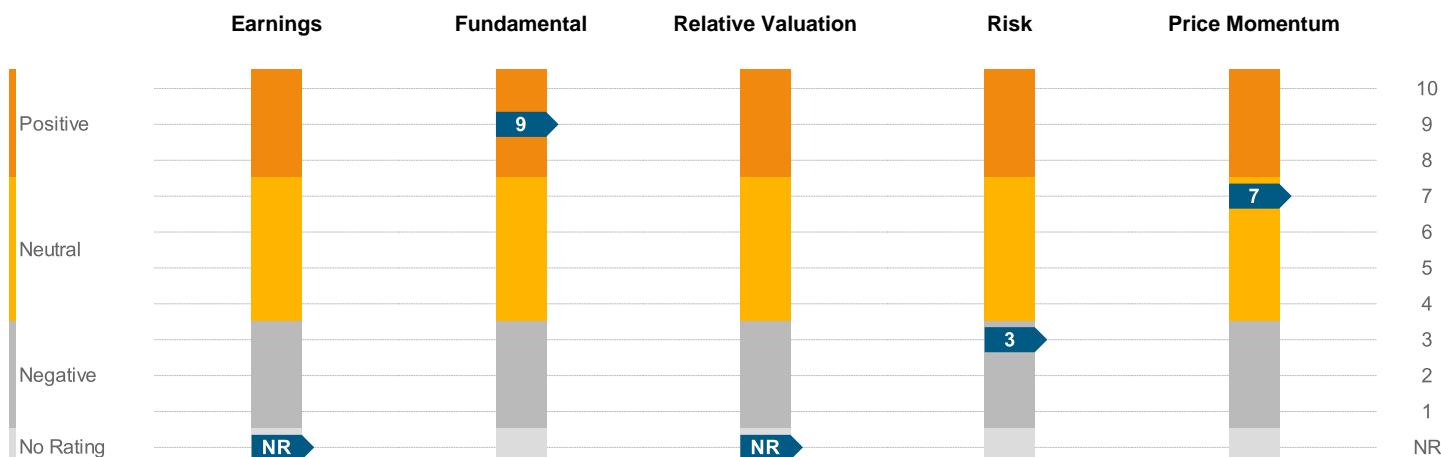
## BUSINESS SUMMARY

MediBio Limited, formerly BioProspect Limited, is an Australia-based company, focused on the validation and commercialization of its exciting new heart rate variability technology acquired via the acquisition of Invatec Health. Invatec Health is a developer of medical diagnostic technology based on heart rate variability to enable diagnosis of mental health disorders including depression. After a decade of research and development, Invatec has created the quantitative test for depression and other mental illnesses. In addition, the Company has some legacy assets in the human health, personal care, animal health and nutrition and agricultural sectors. The Company's projects are Invatec Health, Frontier, Agripro and Regen. It also holds an investment in Frontier Oil Corporation, a Philippines-based oil and gas explorer.



**INDICATOR COMPONENTS**
**AVERAGE  
SCORE**
**6**

The **AVERAGE SCORE** combines the quantitative analysis of five widely-used investment decision making tools: Earnings, Fundamental, Relative Valuation, Risk, and Price Momentum. A simple average of the underlying component ratings is normally distributed to rank stocks on a 1-10 scale (10 being awarded to the most favorable). These factors may be evaluated differently using alternative methodologies and the importance of individual factors varies across industries, market capitalization and investment styles. Additional criteria should always be used to evaluate a stock.


**PEER ANALYSIS**

Currency in AUD

		PRICE MOMENTUM					VALUATION		FUNDAMENTAL		ANALYSTS		
Average Score	Ticker	Price (11/11/15)	1-Mo Return	3-Mo Return	1-Yr Return	Market Cap	Trailing PE	Forward PE	Dividend Yield	Net Margin	LTG Forecast	I/B/E/S Mean	# of Analysts
10	ANR	0.91	-5.2%	4.0%	158.6%	35M	--	--	--	-887.5%	--	Strong Buy	1
6	SUD	0.03	-6.7%	-31.7%	-58.8%	34M	--	--	--	-58.8%	--	--	--
6	NLS	0.09	145.7%	273.9%	437.5%	34M	--	--	--	-282.1%	--	--	--
4	PYC	0.01	0.0%	27.3%	5.0%	34M	--	--	--	-367.8%	--	--	--
2	ACW	0.06	-3.5%	-15.4%	37.5%	33M	--	--	--	-10878%	--	--	--
6	MEB	0.41	-8.9%	-4.7%	36.7%	31M	--	--	--	-3024%	--	--	--
5	ACL	0.09	4.7%	154.3%	-1.1%	28M	--	--	--	-136.4%	--	--	--
8	GBI	0.29	5.6%	-12.3%	11.8%	28M	--	--	--	-752.8%	--	--	--
6	CDY	0.03	-12.5%	-15.2%	12.0%	27M	--	--	--	-169.5%	--	--	--
NR	HCT	0.12	-17.2%	-20.0%	140.0%	21M	--	--	--	0.5%	--	--	--
2	LER	0.15	3.4%	-11.8%	-23.1%	18M	--	--	--	-24504%	--	--	--
5.5	Average	0.20	9.6%	31.7%	68.7%	29M	--	--	--	-3733%	--	Strong Buy	1

**PEER COMPANIES**

ANR	Anatara Lifesciences	ACL	Alchemia
NLS	Resapp Health	GBI	Genera Biosystems
PYC	Phylogica	CDY	Cellmid
SUD	Suda	HCT	Holista CollTech
ACW	Actinogen	LER	Leaf Resources

