

GROWTHPOINT PROPERTIES (GOZ-AU)

Real Estate / Residential & Comm. REITs / Commercial REITs

STOCKREPORTS+ STOCK RATINGS SUMMARY

Report Date: September 13, 2015

Last Close 3.13 (AUD)	Avg Daily Vol 531,223	52-Week High 3.39	Trailing PE 6.2	Annual Div 0.20	ROE 22.0%	LTG Forecast 3.1%	1-Mo Return -4.0%
11 September, 2015 AUSTRALIAN Exchange	Market Cap 1.8B	52-Week Low 2.62	Forward PE 14.5	Dividend Yield 6.3%	Annual Rev 203M	Inst Own 12.1%	3-Mo Return 1.0%

AVERAGE SCORE

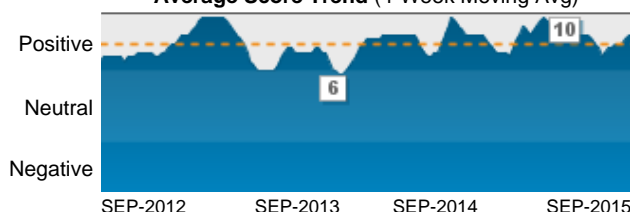
POSITIVE OUTLOOK: GOZ's current score of 9 places it within the top 15% of stocks scored.



Score Averages

Residential & Comm. REITs Group:	7.3	Mid Market Cap:	6.9
Real Estate Sector:	7.6	ASX 200 Index:	6.8

Average Score Trend (4-Week Moving Avg)



Peers	-6M	-3M	-1M	-1W	Current	1Y Trend
GOZ	10	9	9	9	9	
BWP	7	7	9	7	7	
CQR	9	8	6	7	7	
LEP	9	8	8	7	7	
FDC	8	8	6	5	5	

HIGHLIGHTS

- The score for Growthpoint Properties last changed from 8 to 9 on 16/08/15 and has remained the same for 5 weeks.
- The recent change in the Average Score was due to an improvement in the Relative Valuation, Earnings, and Fundamental component scores.

THOMSON REUTERS I/B/E/S MEAN

Hold

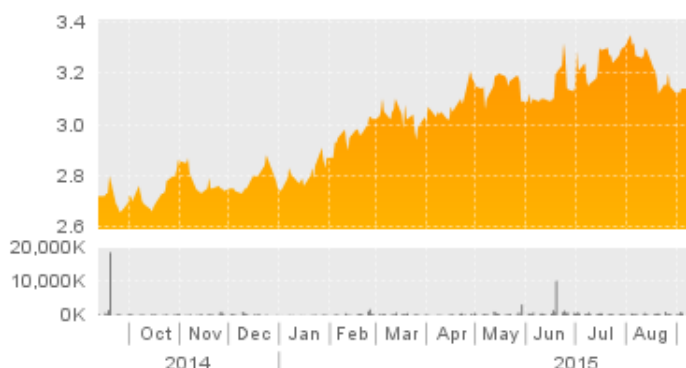
5 Analysts

Mean recommendation from all analysts covering the company on a standardized 5-point scale.

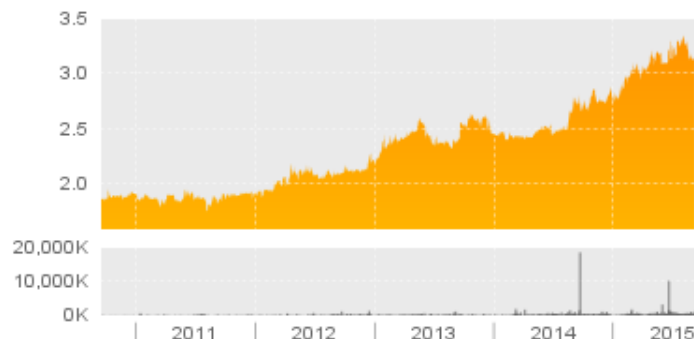


PRICE AND VOLUME CHARTS

1-Year Return: 14.2%



5-Year Return: 65.5%



BUSINESS SUMMARY

Growthpoint Properties Australia Ltd is a real estate investment trust (REIT), which invests in Australian property. The Trust invests in industrial, office, and retail properties. The Trust's objective is to provide investors with a tradeable security producing consistently growing income returns and long-term capital appreciation. The Trust holds a portfolio of 51 properties (industrial 35 and office 16), geographically diversified within Australia. The Trust operates within Australia and derives rental income from property investments. The Trust provides lease vacant spaces and collects rent from tenants. The Trust seeks to acquire modern, well-leased and well-located commercial properties in Australia that it can hold for long term rental return and capital appreciation.

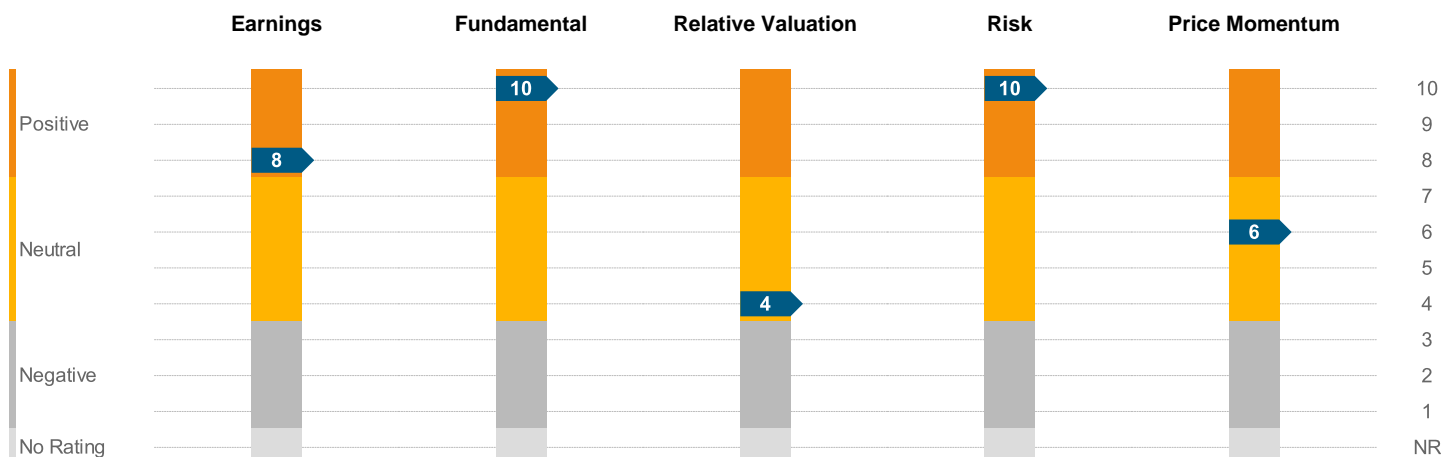


INDICATOR COMPONENTS

AVERAGE
SCORE

9

The **AVERAGE SCORE** combines the quantitative analysis of five widely-used investment decision making tools: Earnings, Fundamental, Relative Valuation, Risk, and Price Momentum. A simple average of the underlying component ratings is normally distributed to rank stocks on a 1-10 scale (10 being awarded to the most favorable). These factors may be evaluated differently using alternative methodologies and the importance of individual factors varies across industries, market capitalization and investment styles. Additional criteria should always be used to evaluate a stock.



PEER ANALYSIS

Currency in AUD

		PRICE MOMENTUM					VALUATION		FUNDAMENTAL		ANALYSTS		
Average Score	Ticker	Price (11/09/15)	1-Mo Return	3-Mo Return	1-Yr Return	Market Cap	Trailing PE	Forward PE	Dividend Yield	Net Margin	LTG Forecast	I/B/E/S Mean	# of Analysts
5	FDC	2.69	-4.6%	-9.4%	0.0%	10.6B	10.7	14.4	4.4%	75.1%	3.6%	Hold	11
7	BWP	3.04	-6.2%	-2.6%	16.5%	2.0B	9.3	18.2	5.2%	144.6%	5.4%	Reduce	7
9	GOZ	3.13	-4.0%	1.0%	14.2%	1.8B	6.2	14.5	6.3%	139.5%	3.1%	Hold	5
7	CQR	3.92	-7.5%	-9.7%	-1.5%	1.5B	9.0	12.9	7.0%	81.1%	2.5%	Reduce	10
7	LEP	3.56	-4.6%	-3.5%	9.2%	697M	7.0	24.7	4.7%	174.3%	--	Hold	2
8	FET	2.13	-3.2%	0.5%	7.3%	524M	5.4	15.3	6.0%	75.7%	--	Buy	3
6	CMA	2.04	-1.0%	-3.3%	--	244M	--	--	0.5%	37.6%	--	Hold	1
6	IDR	1.86	0.3%	-10.6%	-8.4%	229M	10.2	10.8	8.7%	70.9%	-0.4%	Hold	5
NR	GDF	0.98	-2.0%	--	--	95M	--	8.9	--	--	--	Buy	1
7	BWR	1.32	7.3%	10.0%	41.9%	62M	--	--	4.8%	59.4%	--	--	--
7	APW	0.13	-3.8%	-7.4%	0.0%	57M	--	--	4.1%	732.8%	--	--	--
6.9	Average	2.25	-2.7%	-3.5%	8.8%	1.6B	8.3	15.0	5.2%	159.1%	2.8%	Hold	5

PEER COMPANIES

FDC	Federation Centres	CMA	Centuria Metropolitan REIT No
BWP	BWP Trust	IDR	Industria REIT
CQR	Charter Hall Retail REIT	GDF	Garda Diversified Property
LEP	Australian Leisure	BWR	BlackWall Property Trust
FET	Folkestone Education Trust	APW	Aims Property Securities Fund

