

FREELANCER (FLN-AU)

Indust. & Commercial Svcs. / Prof. & Commercial Svcs. / Employment Services

STOCKREPORTS+ STOCK RATINGS SUMMARY

Report Date: September 13, 2015

Last Close 1.45 (AUD)	Avg Daily Vol 228,373	52-Week High 1.60	Trailing PE --	Annual Div --	ROE -10.5%	LTG Forecast --	1-Mo Return -3.3%
11 September, 2015 AUSTRALIAN Exchange	Market Cap 655M	52-Week Low 0.52	Forward PE --	Dividend Yield --	Annual Rev 26M	Inst Own 0.0%	3-Mo Return 16.5%

AVERAGE SCORE

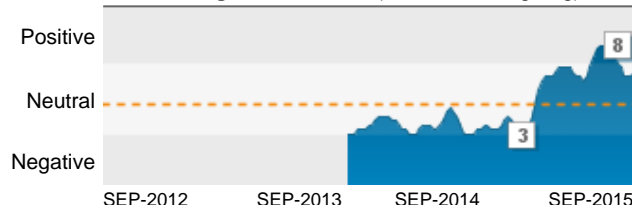
POSITIVE OUTLOOK: FLN's current score of 8 places it among the top quartile of stocks scored.

AVERAGE
SCORE
8

Score Averages

Prof. & Commercial Svcs. Group:	6.2	Small Market Cap:	7.0
Indust. & Commercial Svcs. Sector:	6.5	ASX 200 Index:	6.8

Average Score Trend (4-Week Moving Avg)



Peers	-6M	-3M	-1M	-1W	Current	1Y Trend
SRV	10	10	10	9	10	
FLN	6	8	7	6	8	
SGF	5	6	6	8	8	
OFX	3	4	5	6	6	
SEK	7	7	7	4	4	

HIGHLIGHTS

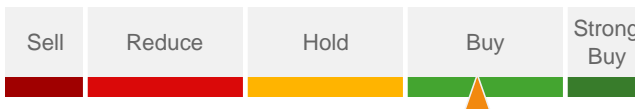
- The score for Freelancer reached 8 this week, its best value over the past year.
- The recent change in the Average Score was due to an improvement in the Earnings, Price Momentum, and Relative Valuation component scores.

THOMSON REUTERS I/B/E/S MEAN

Buy

4 Analysts

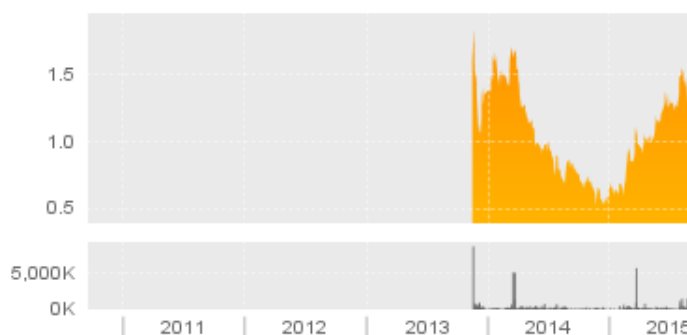
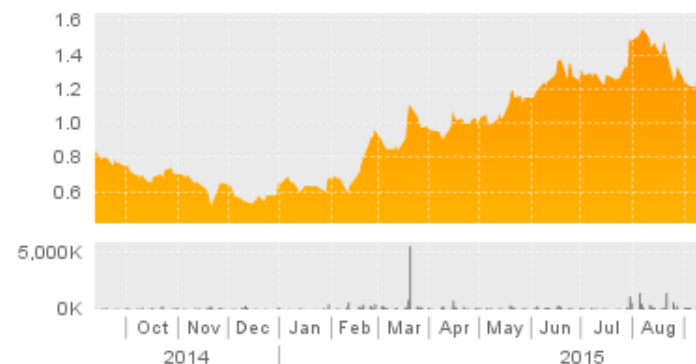
Mean recommendation from all analysts covering the company on a standardized 5-point scale.



PRICE AND VOLUME CHARTS

1-Year Return: **74.7%**

5-Year Return: **--**



BUSINESS SUMMARY

Freelancer Limited is engaged in freelancing, outsourcing, and crowdsourcing. The Company connects small business, consumers, startups and entrepreneurs who need things done with online freelancers who are looking for Jobs. The Company generates revenue primarily from users posting projects on the freelancer.com network of websites. Through its marketplace, employers can hire freelancers to do work in areas such as software development, writing, data entry, engineering, the sciences, sales and marketing, accounting and legal services. It has over 600 categories of work available in Freelancer's marketplace which include Website design, information technology, software development, mobile applications & computing, writing & content, design, media & architecture, among others. In April 2014, it announced the acquisition of virtual content marketplace, fantero.com, including certain intellectual property and domain name assets. In April 2014, Freelancer Ltd acquired Warrior Forum.

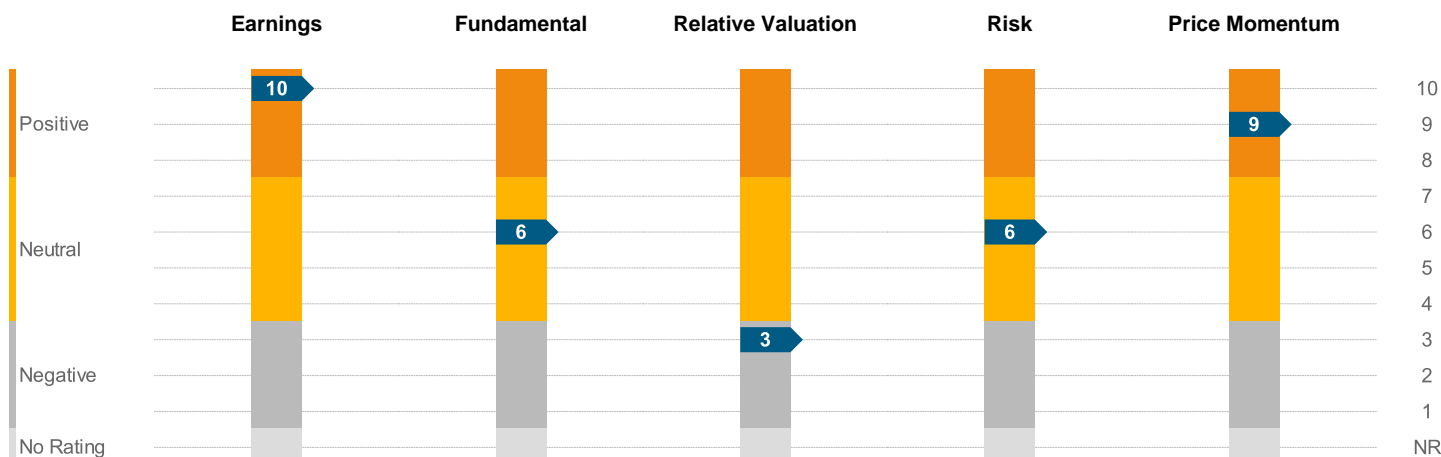


INDICATOR COMPONENTS

AVERAGE
SCORE

8

The **AVERAGE SCORE** combines the quantitative analysis of five widely-used investment decision making tools: Earnings, Fundamental, Relative Valuation, Risk, and Price Momentum. A simple average of the underlying component ratings is normally distributed to rank stocks on a 1-10 scale (10 being awarded to the most favorable). These factors may be evaluated differently using alternative methodologies and the importance of individual factors varies across industries, market capitalization and investment styles. Additional criteria should always be used to evaluate a stock.



PEER ANALYSIS

Currency in AUD

		PRICE MOMENTUM					VALUATION		FUNDAMENTAL		ANALYSTS		
Average Score	Ticker	Price (11/09/15)	1-Mo Return	3-Mo Return	1-Yr Return	Market Cap	Trailing PE	Forward PE	Dividend Yield	Net Margin	LTG Forecast	I/B/E/S Mean	# of Analysts
4	SEK	11.96	-18.1%	-28.0%	-30.9%	4.1B	15.0	20.9	3.0%	32.2%	13.4%	Hold	13
5	SGH	2.76	-17.9%	-55.5%	-51.7%	968M	7.9	4.7	3.2%	13.2%	28.6%	Buy	11
7	IPH	5.92	26.0%	21.8%	--	967M	30.4	24.9	2.8%	32.3%	19.9%	Buy	6
8	SAI	4.38	-1.8%	4.0%	-2.7%	928M	23.7	15.1	3.8%	7.2%	10.0%	Buy	11
8	SGF	2.96	10.0%	16.1%	61.7%	718M	17.7	16.1	5.2%	23.6%	--	Buy	5
8	FLN	1.45	-3.3%	16.5%	74.7%	655M	--	--	--	-7.1%	--	Buy	4
10	SRV	6.60	8.6%	10.0%	15.8%	650M	19.6	16.2	3.3%	12.3%	--	Buy	2
6	OFX	2.55	-1.5%	12.3%	4.1%	612M	25.5	21.4	4.0%	24.9%	16.3%	Buy	5
6	CCP	11.16	-11.4%	-5.6%	14.8%	517M	13.5	12.1	3.9%	20.1%	--	Hold	4
9	SKE	1.69	2.7%	6.6%	-35.2%	399M	--	9.8	10.1%	-0.8%	-12.0%	Buy	6
7	TOX	2.69	-7.2%	-13.2%	-0.7%	361M	16.6	13.8	3.2%	5.3%	-5.1%	Buy	11
7.1	Average	4.92	-1.3%	-1.4%	5.0%	990M	18.9	15.5	4.2%	14.8%	10.1%	Buy	7.1

PEER COMPANIES

SEK	Seek	SRV	Servcorp
SGH	Slater & Gordon	OFX	Ozforex Group
IPH	IPH	CCP	Credit Corp Group
SAI	Sai Global	SKE	Skilled Group
SGF	SG Fleet Group	TOX	Tox Free Solutions

